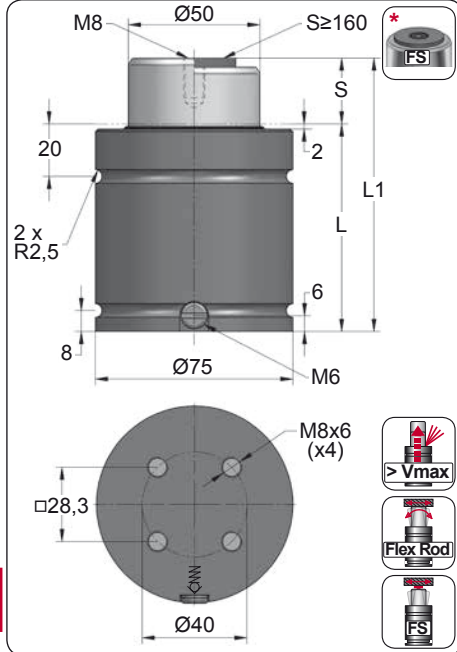


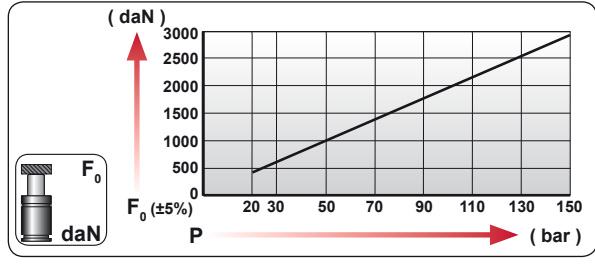
CT 3000

Low Profile

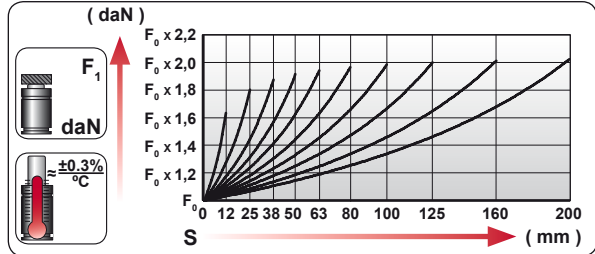




ORDER	S (mm)	L1 ±0,25 (mm)	L (mm)	Kg.
CT 3000 012	12	78	66	2.02
CT 3000 025	25	104	79	2.26
CT 3000 038	38	130	92	2.50
CT 3000 050	50	154	104	2.72
CT 3000 063	63	180	117	2.96
CT 3000 080	80	214	134	3.28
CT 3000 100	100	254	154	3.65
CT 3000 125	125	304	179	4.11
CT 3000 160 *	160	374	214	4.76
CT 3000 200 *	200	454	254	5.50



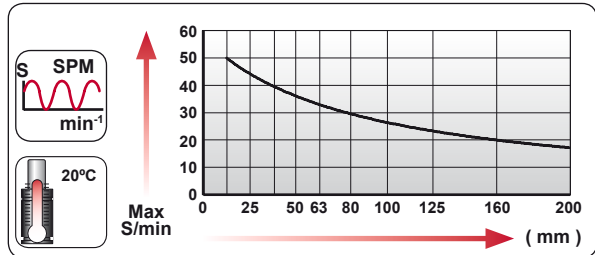
CODE	[Valve Icon]	Pressure		F ₀ daN	F ₁ daN
		bar	psi		
CT 3000 050	[Valve Icon]	150	2175	2945	5640
CT-H 3000 050	[Valve Icon]	0	0	---	---



[Icon]	ENG ORDER	[Valve Icon]	F ₀ daN	[Valve Icon]	S mm
	DEU BESTELLUNG				
	FRA COMMANDE				
	ITA ORDINE				
	ESP PEDIDO				
POR PEDIDO					



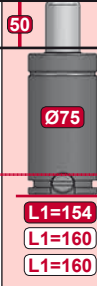

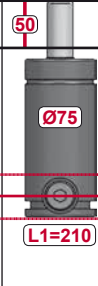












CT 3000 50













CT 3000 050



[N ₂ Icon]	[Smax Icon]	[Vmax Icon]	[Pmin Icon]	[Pmax Icon]	[Tmin Icon]	[Tmax Icon]	[CP Icon]
N ₂	Smax < 90%	Vmax 1,6 m/s	Pmin (20°C)	Pmax (20°C)	Tmin	Tmax	600 CP-

bar	psi	bar	psi	°C	°F	°C	°F
20	290	150	2175	0	32	80	176

								
	Ø75	Ø75	Ø75	Ø75	Ø75	Ø75		
	L1=137 L1=145 L1=159	L1=154 L1=160 L1=160	L1=185 L1=195 L1=210	L1=210	L1=175 L1=200	L1=240		
MODEL	✗ CR 2400 CW 2400 KZ 2400	✗	CT 3000 CK 2500 FD 1500	GN 1500 CM 2500 CD 2400	AG 1500	CPH 4300 CP 5000	CS 4700	
SERIES	MINI 	COMPACT HEIGHT 	THREADED 	LOW PROFILE 	HEAVY DUTY 	ISO 	HEAVY LOAD 	POWER COMPACT STROKE 

CT	CTN
	
	
	
	
	
	

				
------------------------------------------------------------------------------------	-------------------------------------------------------------------------------------	-------------------------------------------------------------------------------------	-------------------------------------------------------------------------------------	--------------------------------------------------------------------------------------

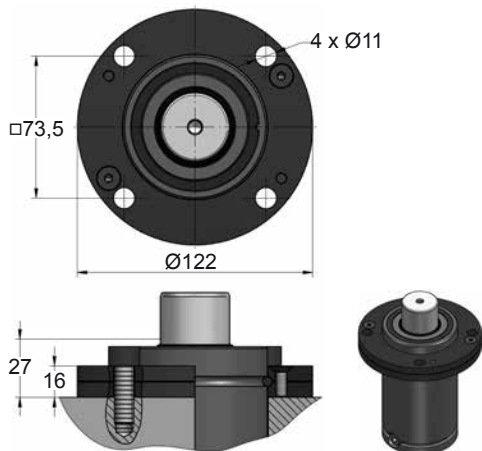
CODE	CT 3000 050	KIT S-XXXXXXX KIT C-XXXXXXX	A14-075	06 CG 2-Q
ENG ORDER	GAS SPRING	REPAIR KIT	FLANGE	CHARGING ADAPTER
DEU BESTELLUNG	GASDRUCKFEDER	ERSATZTEILSATZ	FLANSCHEN	LADEADAPTER
FRA COMMANDE	RESSORT À GAZ	KIT DE RÉPARATION	BRIDE	RACCORD DE CHARGE
ITA ORDINE	CILINDRO AD AZOTO	KIT DI MANUTENZIONE	FLANGE	ADATTATORE DI CARICO
ESP PEDIDO	RESORTE DE GAS	KIT DE REPARACION	BRIDA	ADAPTADOR DE CARGA
POR PEDIDO	CILINDRO DE GÁS	KIT DE MANUTENÇÃO	FLANGE	ADAPTADOR DE CARGA

CT 3000 MOUNTS

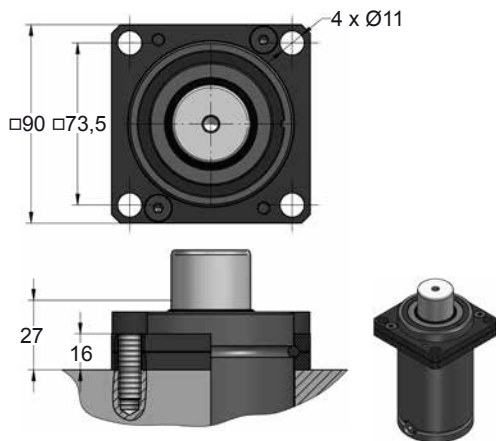
Low Profile

AZOL
GAS

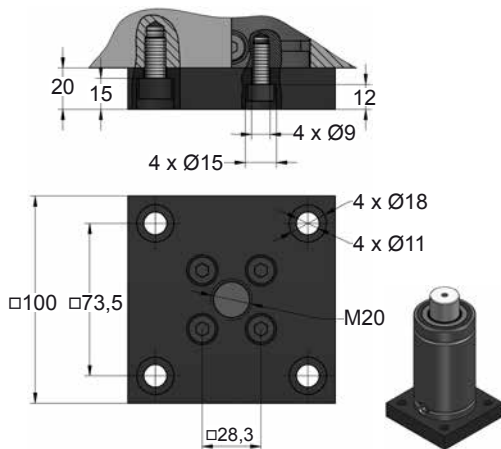
A14-075



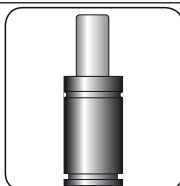
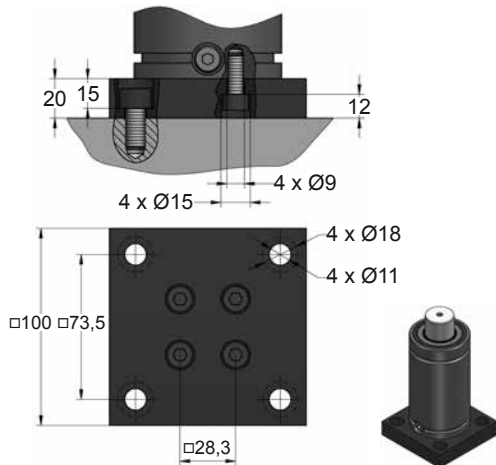
A34-075



B36-075



B41-075



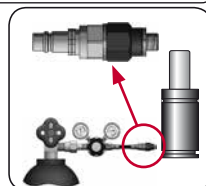
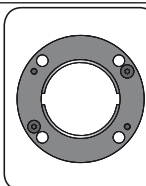
SEAL

KIT S-XXXXXXX



CARTRIDGE

KIT C-XXXXXXX



CODE	CT 3000 050	KIT S-XXXXXXX KIT C-XXXXXXX	A14-075	06 CG 2-Q
ENG ORDER	GAS SPRING	REPAIR KIT	FLANGE	CHARGING ADAPTER
DEU BESTELLUNG	GASDRUCKFEDER	ERSATZTEILSATZ	FLANSCHEN	LADEADAPTER
FRA COMMANDE	RESSORT À GAZ	KIT DE RÉPARATION	BRIDE	RACCORD DE CHARGE
ITA ORDINE	CILINDRO AD AZOTO	KIT DI MANUTENZIONE	FLANGE	ADATTATORE DI CARICO
ESP PEDIDO	RESORTE DE GAS	KIT DE REPARACION	BRIDA	ADAPTADOR DE CARGA
POR PEDIDO	CILINDRO DE GAS	KIT DE MANUTENÇÃO	FLANGE	ADAPTADOR DE CARGA



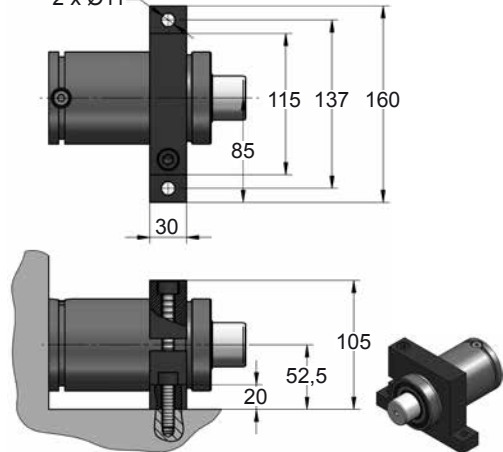
CT 3000 MOUNTS

Low Profile

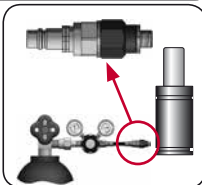
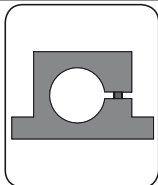



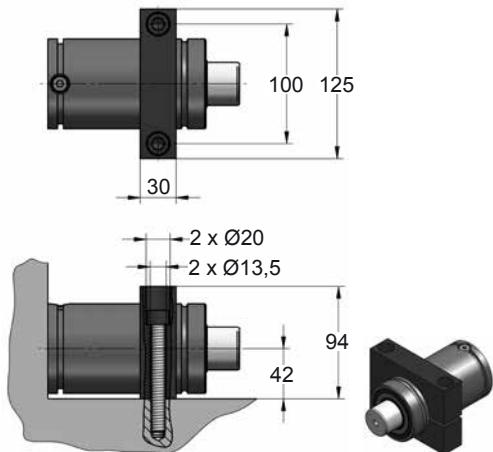


D02-075

2 x Ø11



D67-075



CODE	CT 3000 050	KIT S-XXXXXXX KIT C-XXXXXXX	D02-075	06 CG 2-Q
ENG ORDER	GAS SPRING	REPAIR KIT	FLANGE	CHARGING ADAPTER
DEU BESTELLUNG	GASDRUCKFEDER	ERSATZTEILSATZ	FLANSCHEN	LADEADAPTER
FRA COMMANDE	RESSORT À GAZ	KIT DE RÉPARATION	BRIDE	RACCORD DE CHARGE
ITA ORDINE	CILINDRO AD AZOTO	KIT DI MANUTENZIONE	FLANGE	ADATTATORE DI CARICO
ESP PEDIDO	RESORTE DE GAS	KIT DE REPARACION	BRIDA	ADAPTADOR DE CARGA
POR PEDIDO	CILINDRO DE GÁS	KIT DE MANUTENÇÃO	FLANGE	ADAPTADOR DE CARGA