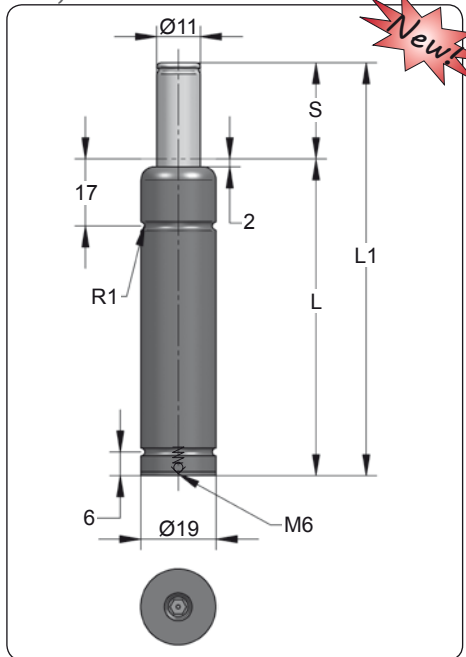
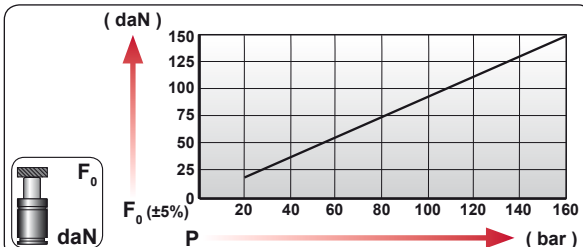


# CP 150 V1

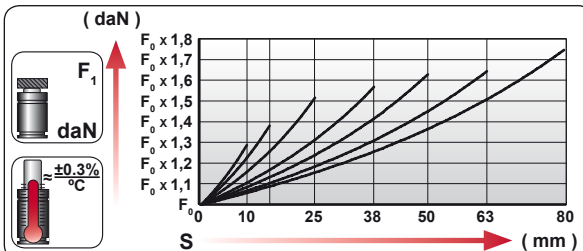
Heavy Load



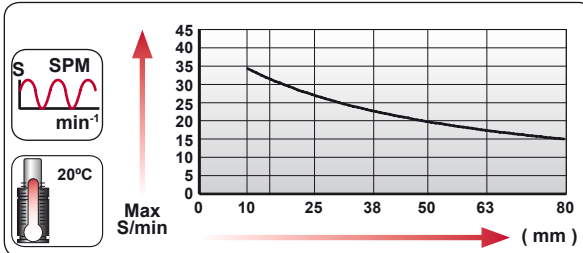
ORDER	S (mm)	L1 ±0,25 (mm)	L (mm)	Kg.
CP 150 010 V1	10	75	65	0.08
CP 150 015 V1	15	85	70	0.09
CP 150 025 V1	25	105	80	0.10
CP 150 038 V1	38	135	97	0.12
CP 150 050 V1	50	160	110	0.14
CP 150 063 V1	63	190	127	0.16
CP 150 080 V1	80	220	140	0.18



CODE				
		bar psi	daN	daN
CP 150 050 V1		160 2320	150	245
-----		---	---	---



	ENG ORDER DEU BESTELLUNG FRA COMMANDE ITA ORDINE ESP PEDIDO POR PEDIDO		
		daN	mm
		CP 150	50
		CP 150 050 V1	



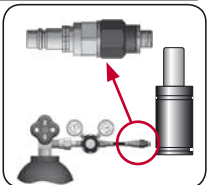
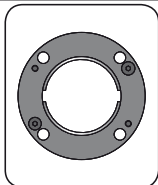



N <sub>2</sub>	S <sub>max</sub> < 90%	V <sub>max</sub> 0,5 m/s	P <sub>min</sub> (20°C)	P <sub>max</sub> (20°C)	T <sub>min</sub>	T <sub>max</sub>	

N <sub>2</sub>	S <sub>max</sub> < 90%	V <sub>max</sub> 0,5 m/s	bar psi	bar psi	°C °F	°C °F	°C °F	
			20 290	160 2320	0 32	80 176		

# CP 150 V1 MOUNTS

Heavy Load

<b>MODEL</b>	AFJ	CW 170	×	×	×	×	CP 150	×
<b>SERIES</b>	MINI 	COMPACT HEIGHT 	THREADED 	LOW PROFILE 	HEAVY DUTY 	ISO 	HEAVY LOAD 	POWER COMPACT STROKE 



<b>CODE</b>	CP 150 050 V1	×	×	06 CG 2-Q
ENG ORDER	GAS SPRING	REPAIR KIT	FLANGE	CHARGING ADAPTER
DEU BESTELLUNG	GASDRUCKFEDER	ERSATZTEILSATZ	FLANSCHEN	LADEADAPTER
FRA COMMANDE	RESSORT À GAZ	KIT DE RÉPARATION	BRIDE	RACCORD DE CHARGE
ITA ORDINE	CILINDRO AD AZOTO	KIT DI MANUTENZIONE	FLANGE	ADATTATORE DI CARICO
ESP PEDIDO	RESORTE DE GAS	KIT DE REPARACION	BRIDA	ADAPTADOR DE CARGA
POR PEDIDO	CILINDRO DE GÁS	KIT DE MANUTENÇÃO	FLANGE	ADAPTADOR DE CARGA