


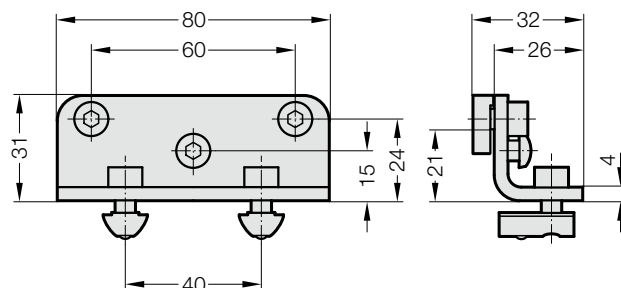
TRANSPORTER ELECTRICAL - ACCESSORIES

CHANNEL FASTENING TOPMOUNT

CHANNEL FASTENING UNDERMOUNT



2299.69.10.30



Description:

The topmount channel fastening, with its simple clamping principle, allows flexible mounting of the channel (without additional processing) on the top of the 2299.69.20.80 profiled beam.

Material:

High-strength steel, black zinc-plated
Weight: 0.4 kg (per pair)

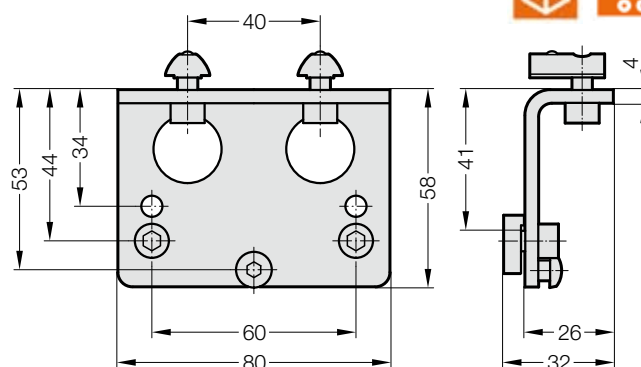
Note:

Included in the scope of delivery are the topmount channel fixings, in pairs, socket head screws and slot stones.
Construction height above beam: 30 mm

2299.69.10.30 Channel fastening topmount



2299.69.10.40



Description:

The undermount channel fastening, with its simple clamping principle, allows flexible mounting of the channel (without additional processing) underneath the 2299.69.20.80 profiled beam, as well as mounting of the electric transporter at the same construction height.

Material:

High-strength steel, black zinc-plated
Weight: 0.6 kg (per pair)

Note:

Included in the scope of delivery are the undermount channel fastenings, in pairs, socket head screws and slot stones.
Construction height below beam: 58.5 mm

2299.69.10.40 Channel fastening undermount