

SLIDING PAD, BRONZE WITH SOLID LUBRICANT



Material:

Bronze with solid lubricant, oilless lubricating

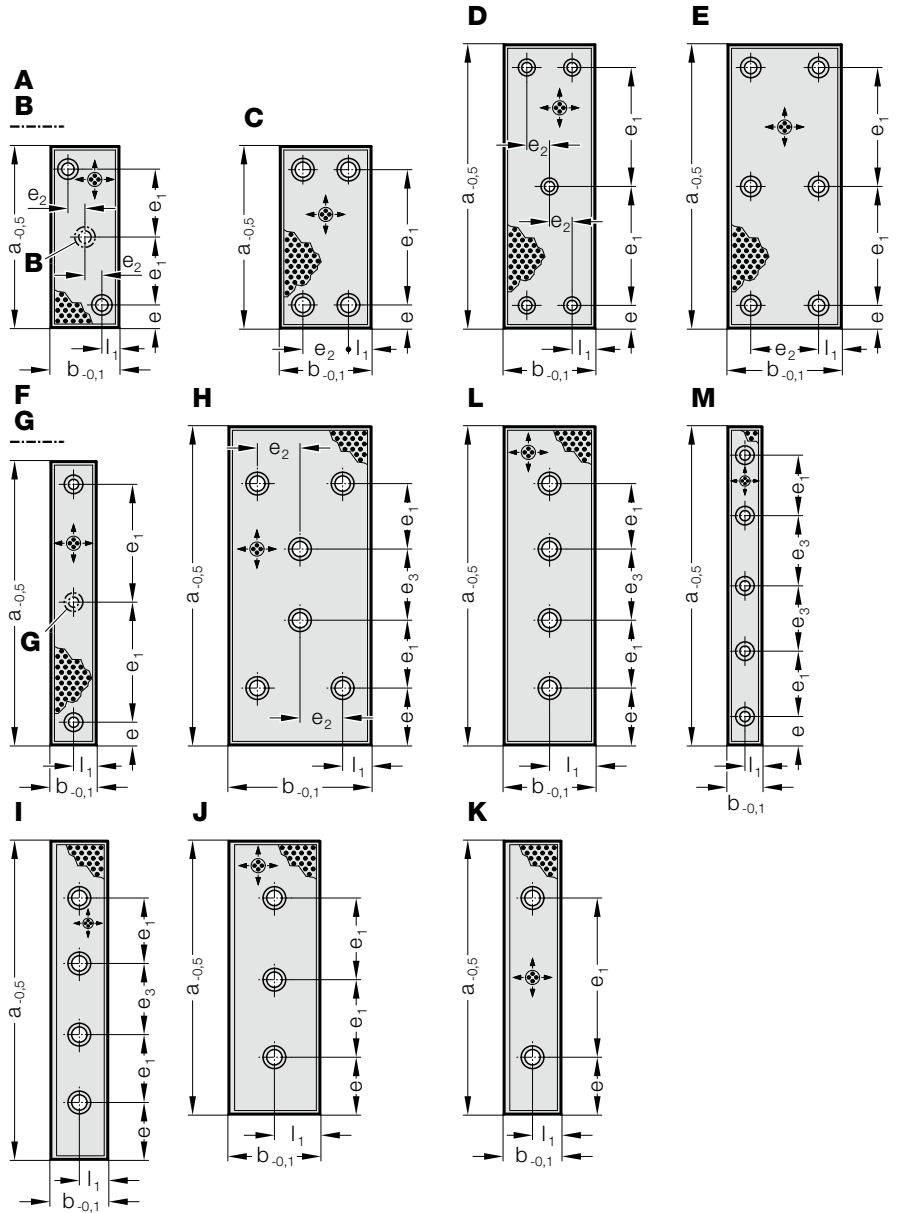
Note:

Screws are not included.

Fixing:

Use socket cap screws DIN EN ISO 4762, or countersunk cap screws DIN 7991/ISO 10642.

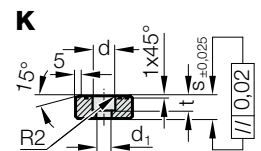
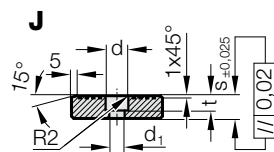
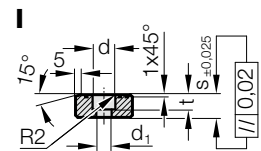
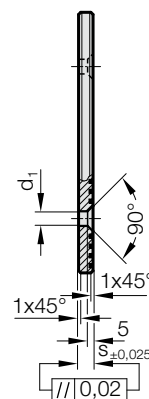
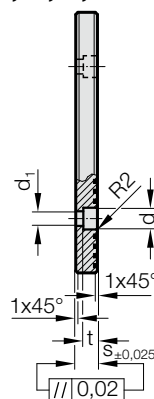
2962.78.



2962.78.

A, B, C, D,
E, H, L, M

F + G



SLIDING PAD, BRONZE WITH SOLID LUBRICANT

2962.78. Sliding pad, Bronze with solid lubricant

Order No	Shape	b	s	a	l ₁	e	e ₁	e ₂	e ₃	Number of screw holes	d	d ₁	t
2962.78.030.12.100	A	30	12	100	15	20	60	-	-	2	15	9	9
2962.78.030.12.160	B	30	12	160	15	20	60	-	-	3	15	9	9
2962.78.030.12.240	B	30	12	240	15	25	95	-	-	3	15	9	9
2962.78.030.12.250	B	30	12	250	15	20	105	-	-	3	15	9	9
2962.78.030.12.300	L	30	12	300	15	25	85	-	80	4	15	9	9
2962.78.030.12.350	L	30	12	350	15	25	100	-	100	4	15	9	9
2962.78.030.12.400	L	30	12	400	15	25	115	-	120	4	15	9	9
2962.78.030.12.450	M	30	12	450	15	25	100	-	100	5	15	9	9
2962.78.030.12.500	M	30	12	500	15	25	110	-	115	5	15	9	9
2962.78.040.08.100	F	40	8	100	20	20	60	-	-	2	-	9	5
2962.78.040.08.160	G	40	8	160	20	20	60	-	-	3	-	9	5
2962.78.040.08.250	G	40	8	250	20	20	105	-	-	3	-	9	5
2962.78.040.12.100	A	40	12	100	20	20	60	-	-	2	15	9	9
2962.78.040.12.160	B	40	12	160	20	20	60	-	-	3	15	9	9
2962.78.040.12.250	B	40	12	250	20	20	105	-	-	3	15	9	9
2962.78.040.16.100	A	40	16	100	20	20	60	-	-	2	18	11	11
2962.78.040.16.160	B	40	16	160	20	20	60	-	-	3	18	11	11
2962.78.040.16.250	B	40	16	250	20	20	105	-	-	3	18	11	11
2962.78.050.20.100	A	50	20	100	15	20	60	20	-	2	20	13.5	13
2962.78.050.20.160	B	50	20	160	15	20	60	10	-	3	20	13.5	13
2962.78.050.20.240	A	50	20	240	25	50	140	-	-	2	20	13.5	13
2962.78.050.20.240.1	K	50	20	240	25	50	140	-	-	2	20	13.5	13
2962.78.050.20.250	B	50	20	250	15	20	105	10	-	3	20	13.5	13
2962.78.050.20.300	B	50	20	300	25	50	100	-	-	3	20	13.5	13
2962.78.050.20.300.1	J	50	20	300	25	50	100	-	-	3	20	13.5	13
2962.78.050.20.350	B	50	20	350	25	50	125	-	-	3	20	13.5	13
2962.78.050.20.350.1	J	50	20	350	25	50	125	-	-	3	20	13.5	13
2962.78.050.20.400.1	J	50	20	400	25	50	150	-	-	3	20	13.5	13
2962.78.050.20.450.1	I	50	20	450	25	50	115	-	120	4	20	13.5	13
2962.78.050.20.500.1	I	50	20	500	25	50	135	-	130	4	20	13.5	13
2962.78.060.16.100	A	60	16	100	15	20	60	30	-	2	18	11	11
2962.78.060.16.160	B	60	16	160	15	20	60	15	-	3	18	11	11
2962.78.060.16.250	B	60	16	250	15	20	105	15	-	3	18	11	11
2962.78.080.12.100	A	80	12	100	20	20	60	40	-	2	15	9	9
2962.78.080.12.160	C	80	12	160	20	20	120	40	-	4	15	9	9
2962.78.080.12.250	D	80	12	250	20	20	105	20	-	5	15	9	9
2962.78.080.20.100	A	80	20	100	20	20	60	40	-	2	20	13.5	13
2962.78.080.20.160	C	80	20	160	20	20	120	40	-	4	20	13.5	13
2962.78.080.20.250	D	80	20	250	20	20	105	20	-	5	20	13.5	13
2962.78.080.20.300	B	80	20	300	40	50	100	-	-	3	20	13.5	13
2962.78.080.20.300.1	J	80	20	300	40	50	100	-	-	3	20	13.5	13
2962.78.080.20.350	B	80	20	350	40	50	125	-	-	3	20	13.5	13
2962.78.080.20.350.1	J	80	20	350	40	50	125	-	-	3	20	13.5	13
2962.78.080.20.400	B	80	20	400	40	50	150	-	-	3	20	13.5	13
2962.78.080.20.400.1	J	80	20	400	40	50	150	-	-	3	20	13.5	13
2962.78.080.20.450	L	80	20	450	40	50	115	-	120	4	20	13.5	13
2962.78.080.20.450.1	I	80	20	450	40	50	115	-	120	4	20	13.5	13
2962.78.080.20.500	L	80	20	500	40	50	135	-	130	4	20	13.5	13
2962.78.080.20.500.1	I	80	20	500	40	50	135	-	130	4	20	13.5	13
2962.78.100.16.100	A	100	16	100	20	20	60	60	-	2	18	11	11
2962.78.100.16.160	C	100	16	160	20	20	120	60	-	4	18	11	11
2962.78.100.16.250	E	100	16	250	20	20	105	60	-	6	18	11	11
2962.78.125.20.100	C	125	20	100	20	20	60	85	-	4	20	13.5	13
2962.78.125.20.160	C	125	20	160	20	20	120	85	-	4	20	13.5	13
2962.78.125.20.250	E	125	20	250	20	20	105	85	-	6	20	13.5	13
2962.78.125.20.400	D	125	20	400	25	50	150	37.5	-	5	20	13.5	13
2962.78.125.20.450	H	125	20	450	25	50	115	37.5	120	6	20	13.5	13
2962.78.125.20.500	H	125	20	500	25	50	135	37.5	130	6	20	13.5	13