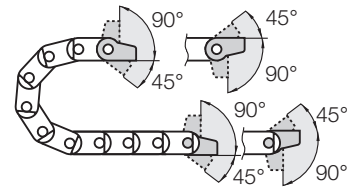


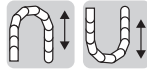
### The Standard - option polymer - pivoting

- Recommended for unsupported and gliding applications
- Well suited for tight installation conditions
- Strain relief with detachable tiewrap plates
- Variable traverse angle for flexible assembly
- The twistability of the E-Chain® and the option to assemble the mounting brackets on the fixed end and/or the moving end, enable various installation options

Moving end with bore (outer link) 2...3PZ1(B)



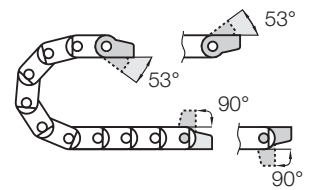
2...4PZ1(B) Fixed end with pin (inner link)



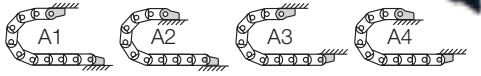
### Option polymer - locking

- Recommended for unsupported and gliding applications
- Furthermore:
  - At very high speed and/or acceleration
  - If space is limited for height (the  $H_F$  measurement)
  - The twistability of the E-Chain® and the option to assemble the mounting brackets on the fixed end and/or the moving end, enable various installation options

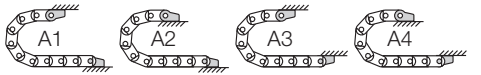
Moving end with bore (outer link) 2...1PZ1(B)



2...2PZ1(B) Fixed end with pin (inner link)



Possible installation conditions for assembled mounting brackets ▶ Order example "preassembled" below

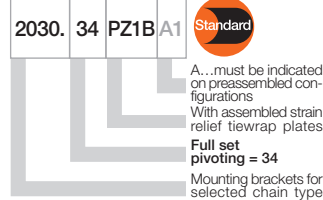


Possible installation conditions for assembled mounting brackets ▶ Order example "preassembled" below

### Dimensions and order configurations

Strain relief is possible on the moving end and/or the fixed end.

#### Part No. structure (pivoting)



#### Full set, for both ends:

2030. 34 PZ1B +tiewrap plate

#### Single-part order:

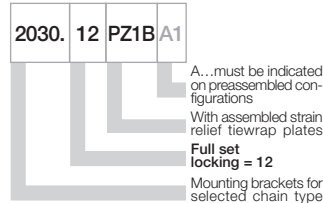
2030. 3 PZ1B +tiewrap plate

#### Mounting bracket with bore

2030. 4 PZ1B +tiewrap plate

#### Mounting bracket with pin

#### Part No. structure (locking)



#### Full set, for both ends:

2030. 12 PZ1B +tiewrap plate

#### Single-part order:

2030. 1 PZ1B +tiewrap plate

#### Mounting bracket with bore

2030. 2 PZ1B +tiewrap plate

#### Mounting bracket with pin

2...3PZ1(B) Standard! (pivoting)

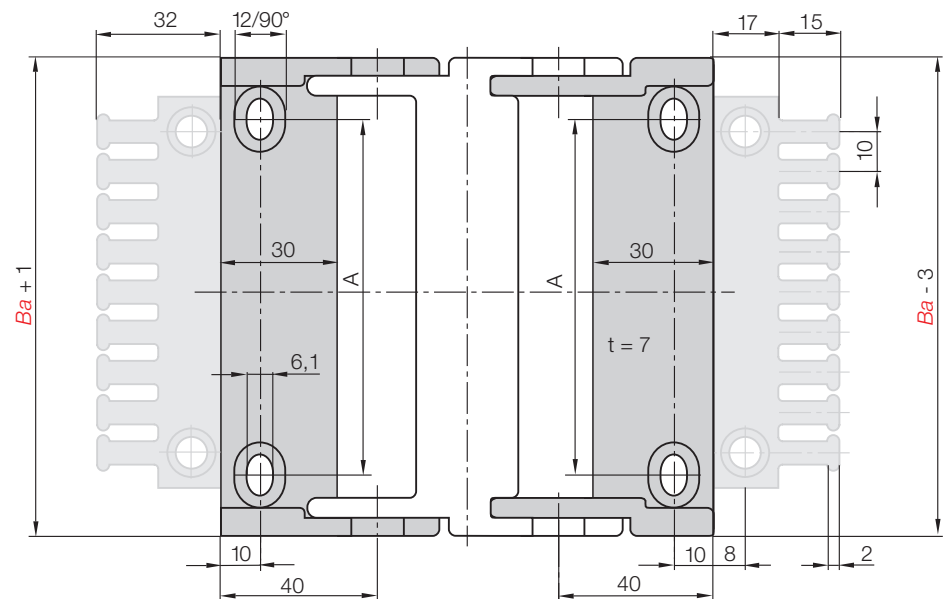
2...1PZ1(B) (locking)

Moving end

Standard! (pivoting) 2...4PZ1(B)

(locking) 2...2PZ1(B)

Fixed end



For E-Chain®	Part No. full set with tiewrap plate	Part No. with tiewrap plate + 10 cable tiewraps	Part No. full set without tiewrap plate	Dim. A [mm]
255.03 ▶	2030. [ ] PZ1B	2030. [ ] PZ1BK1	2030. [ ] PZ1	25
255.05 ▶	2050. [ ] PZ1B	2050. [ ] PZ1BK1	2050. [ ] PZ1	44
255.07 ▶	2070. [ ] PZ1B	2070. [ ] PZ1BK1	2070. [ ] PZ1	64
255.10 ▶	2100. [ ] PZ1B	2100. [ ] PZ1BK1	2100. [ ] PZ1	90

Please add the Part No. with the requested index - 34 for the pivoting configuration

e.g. 2030. 34 PZ1B or 12 for the locking configuration e.g. 2030. 12 PZ1B

For the preassembled mode please add the index A1...A4 e.g. 2030. 34 PZ1B A1

igus GmbH  
51147 Cologne

Internet: www.igus.eu  
E-mail: info@igus.de