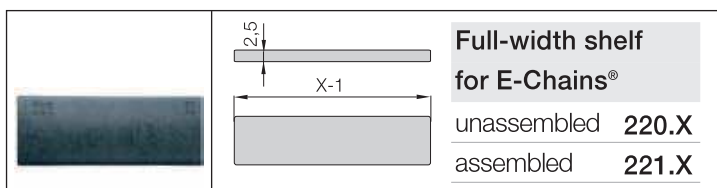
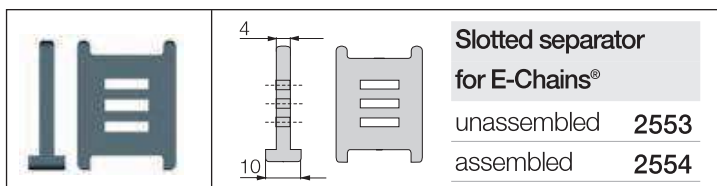


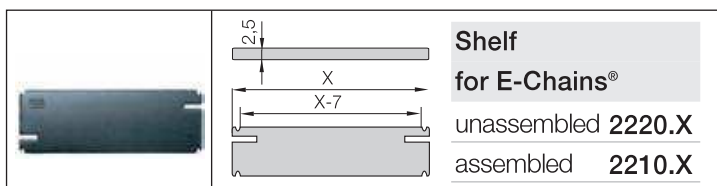
### Standard slotted separator 2551 and slotted separator 2553

Vertical subdivision on E-Chains®. Due to its slot, it allows basic vertical/horizontal shelving arrangements. (determining which type of separator to use depends on any potential retrofit requirements)



### Full-width shelf 220.X

This option makes sense in applications with many thin cables with similar diameters. For a consequent subdivision. Full-width shelves can be arranged at 3 different heights (in 5 mm increments).



### Shelf 2200.X

For applications involving many cables with different diameters shelves can be arranged elevator-shifted. They can be arranged at 3 different heights (in 5 mm increments)

### Full-width shelves

Width X [mm]	unassembled	assembled
038	<b>220.38</b>	<b>221.38</b>
057	<b>220.57</b>	<b>221.57</b>

Width X [mm]	unassembled	assembled
077	<b>220.77</b>	<b>221.77</b>
103	<b>220.103</b>	<b>221.103</b>

### Shelves

Width X [mm]	unassembled	assembled
018	<b>2200.18</b>	<b>2210.18</b>
023	<b>2200.23</b>	<b>2210.23</b>
028	<b>2200.28</b>	<b>2210.28</b>
033	<b>2200.33</b>	<b>2210.33</b>
038	<b>2200.38</b>	<b>2210.38</b>
043	<b>2200.43</b>	<b>2210.43</b>

Width X [mm]	unassembled	assembled
048	<b>2200.48</b>	<b>2210.48</b>
058	<b>2200.58</b>	<b>2210.58</b>
068	<b>2200.68</b>	<b>2210.68</b>
073	<b>2200.73</b>	<b>2210.73</b>
088	<b>2200.88</b>	<b>2210.88</b>
099	<b>2200.99</b>	<b>2210.99</b>

