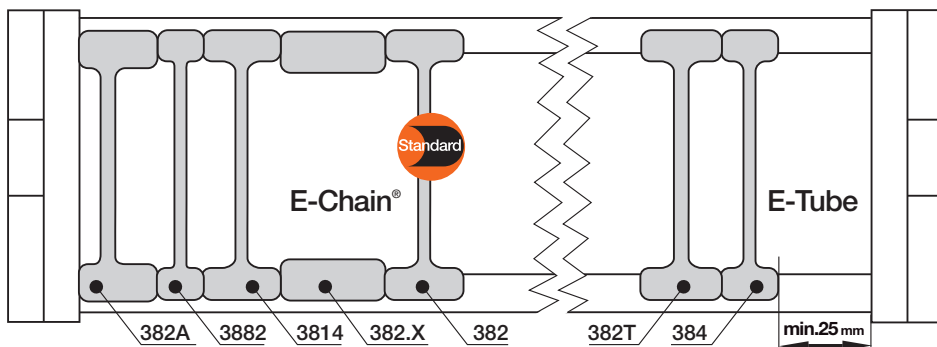




Vertical separators are used if a vertical subdivision is required. In the standard configuration, a separator is mounted at every second link. **Note:** Observe a lateral spacing of at least 25 mm (E-Tube)!



Phone +49- (0) 22 03-96 49-800
Fax +49- (0) 22 03-96 49-222

igus® GmbH
51147 Cologne

Internet: www.igus.eu
E-mail: info@igus.de



Vertical separator 381



Vertical separator with a narrow base 3881



Vertical separator 381T



Spacer 381.XX



Locking separator 3804

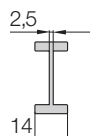


Locking separator 383

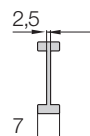


Asymmetric separator 381A

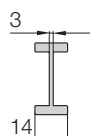
Vertical separator for E-Chains®	
unassembled	381
assembled	382




Vertical separator* for E-Chains®	
unassembled	3881
assembled	3882



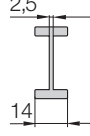
Vertical separator for E-Tubes	
unassembled	381T
assembled	382T



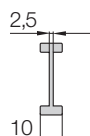
Spacer* for E-Chains®	
unassembled	381.XX
assembled	382.XX



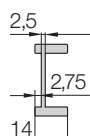
Locking separator for E-Chains®	
unassembled	3804
assembled	3814



Locking separator for E-Tubes	
unassembled	383
assembled	384



Asymmetric separator for E-Chains®	
unassembled	381A
assembled	382A



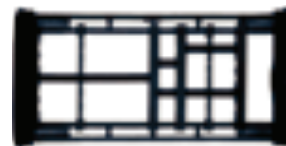
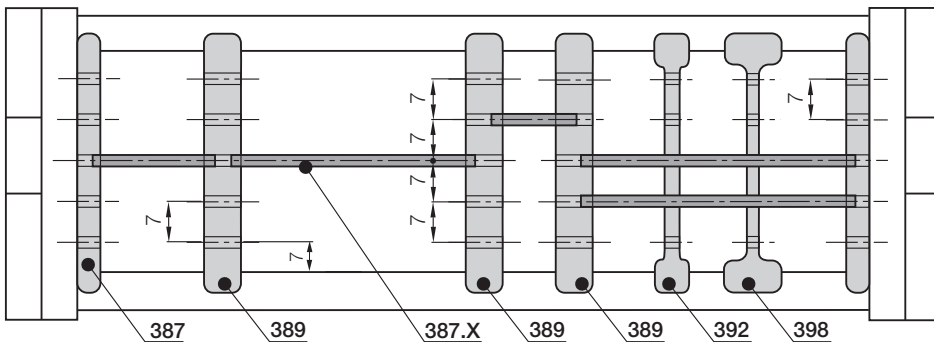
*For side-mounted applications

Option 1: Vertical separators and spacers

- **Standard separator 381 for E-Chains®** offers safe stability due to its broad foot design, also when used with thick cables or hoses.
- **Vertical separator 3881 with a narrow foot (7 mm) for E-Chains®** with applications where a large number of small cables need to be individually separated.
- The **vertical separator 381T for E-Tubes** clamps to the fixed radius and remains free along the other radius to facilitate lid removal. If installing these yourself, please ensure that they are identically aligned.
- Separators (e.g. "side mounted") for E-Chains® can be fixed in their position with **spacers 381.XX**. The available inner height will be reduced by 2 mm, per spacer and side. To avoid this, the parts can be assembled on outside of the crossbar (not for long travels) **XX = width of the spacer** (available 10, 15 and 20)

Additionally:

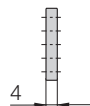
- **Locking separator 3804 for E-Chains®** - with increased retention force for applications exposed to very high humidity or extreme loads. The extra retention force is achieved by asymmetric claws for the crossbar. Ensure proper alignment.
- **Locking separator 383 for E-Chains®** - with increased retention force for applications exposed to very high humidity or extreme loads. The extra retention force is achieved by asymmetric claws for the crossbar. Ensure proper alignment.
- **Asymmetric separator 381A for E-Chains®** (not for E-Tubes) with an 14-mm base, for combinations between spacers of different widths and vertical separators in side-mounted



For use with many cables of differing diameters. E-Chains® and E-Tubes can be subdivided both vertically and horizontally. The shelves can be arranged elevator-shifted with different bottoms

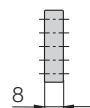
Option 2: Shelves

● Side plates 386, middle plates 388 and shelves 386.X form the basic pattern of a shelf system. Shelves of various widths can be arranged at 5 different heights (in 7 mm increments).



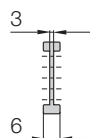
Side plate for E-Chains®/E-Tubes	
unassembled	386
assembled	387

● Slotted separators 391, are used for very fine subdivisions. However, they cannot be retrofitted into an existing separation system without dismantling the interior separators first.

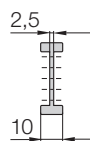


Middle plate for E-Chains®/E-Tubes	
unassembled	388
assembled	389

● The unilateral open slotted separator 397 can be retrofitted into an existing interior separation system without a need for dismantling the interior separators. During an installation of open slotted separators, the top and bottom notches cannot be occupied by shelves.



Slotted separator for E-Chains®/E-Tubes	
unassembled	391
assembled	392



Open slotted separator for E-Chains®/E-Tubes	
unassembled	397
assembled	398

Width X [mm]	Part No. unassembled	Part No. assembled
018	386.18	387.18
023	386.23	387.23
025	386.25	387.25
028	386.28	387.28
033	386.33	387.33
043	386.43	387.43
050	386.50	387.50
054	386.54	387.54
062	386.62	387.62

Width X [mm]	Part No. unassembled	Part No. assembled
075	386.75	387.75
087	386.87	387.87
100	386.100	387.100
108	386.108	387.108
125	386.125	387.125
150	386.150	387.150
175	386.175	387.175
200	386.200	387.200
208	386.208	387.208



Side plate 386



Middle plate 388



Slotted separator 391




Open slotted separator 397



Shelf 386.X

Shelf



System E4/00
Inner height: 42 mm

Phone +49- (0) 22 03-96 49-800
Fax +49- (0) 22 03-96 49-222

