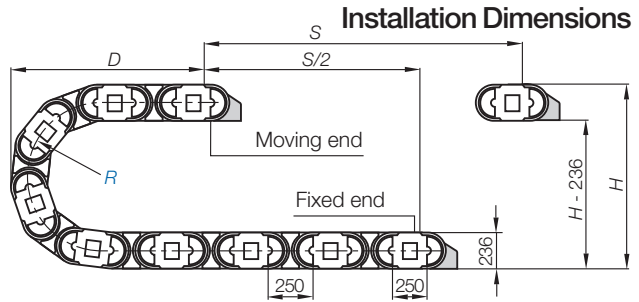


Pitch = 250 mm Links per m = 4 Chain length = $S/2 + K$

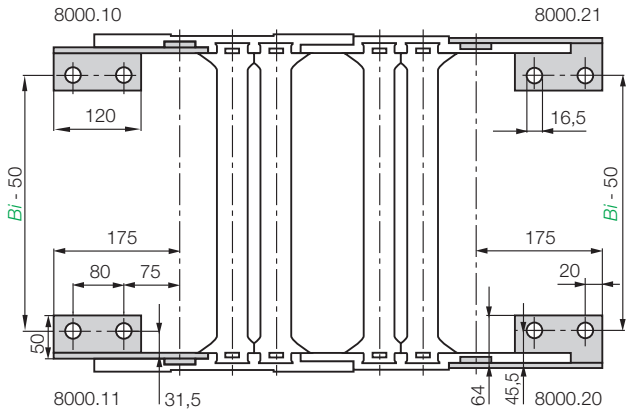
R	325	350	400	450	500	600	750	1000
H	886	936	1036	1136	1236	1436	1536	2236
D	725	750	800	850	900	1000	1150	1400
K	1520	1600	1760	1920	2070	2400	2860	3650

The required clearance height is $H_F = H + 100$ mm (with 5,0 kg/m fill weight). Please consult igus® if space is particularly restricted.

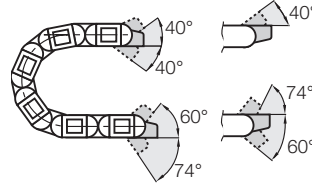


Moving end
8000.1

Fixed end
8000.2



Moving end
8000.1



Mounting Brackets



8000.2 **Fixed end**
Mounting bracket made of steel, 2-piece, pivoting

Note mounting brackets:

Depending on the E-Chain® length, the carrier will end with outer or inner side links. For the best appearance, make sure the chain ends with outer side link whenever possible. An odd number of links will always end with outer side links.

Part No.	Mounting bracket
8000.1.12	Full attachment set (both sides) for E-Chain®, ending with outer side link
8000.3.12	Full attachment set (both sides) for E-Chain®, beginning with outer side link (moving end), ending with inner side link (fixed end)
8000.1	Mounting bracket set moving end (one side) for outer side link
8000.2	Mounting bracket set fixed end (one side) for inner side link



Interior Separation

► next page

Additional Features

For more features

► see link below



System E4.1
Inner height: 200 mm

Phone +49- (0) 22 03-96 49-800
Fax +49- (0) 22 03-96 49-222



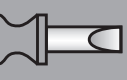
5.310



5.526



5.494



5.241