


igus® E-ChainSystems®



- ① Crossbars are removable along both radii
- ② Wide, rounded plastic crossbars - cable friendly
- ③ Lateral glide surfaces for side-mounted operation
- ④ Closed and open styles can be combined
- ⑤ Removable lids along inner radius
- ⑥ Dirt-repellent exterior
- ⑦ E-Chain® also available with reverse bending radii
- ⑧ Stronger version with undercut design
- ⑨ Crossbar for faster assembly/disassembly - 450.X.Q

Price index



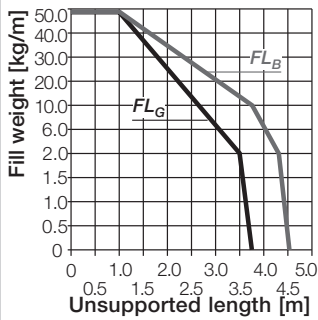
Series 1640



Series R1608

Phone +49- (0) 22 03-96 49-800
Fax +49- (0) 22 03-96 49-222

igus® GmbH
51147 Cologne

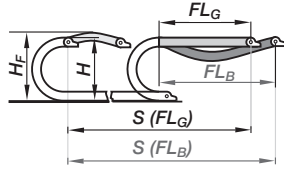


Length of travel S [m]

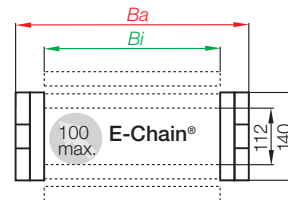
Unsupported length

FL_G = with straight upper run

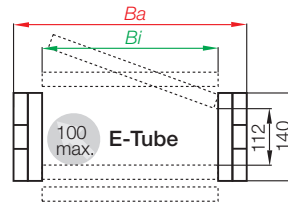
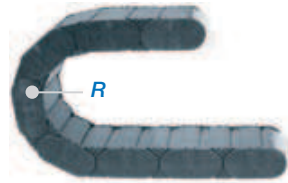
FL_B = with permitted sag



Series 1640 with crossbars every link



Series R1608 E-Tube - fully enclosed



Part No.	B_i [mm]	B_a [mm]	R [mm] Bending Radii
1640.05.....	050	084	200* 250 300
1640.06.....	065	099	350 400 450
1640.07.....	075	109	500 550 600
1640.10.....	100	134	
1640.11.....	112	146	
1640.12.....	125	159	
1640.13.....	137	171	
1640.15.....	150	184	
1640.16.....	162	196	
1640.17.....	175	209	
1640.18.....	187	221	
1640/1608.20.....	200	234	
1640.21.....	212	246	
1640.22.....	225	259	
1640.23.....	237	271	
1640/1608.25.....	250	284	
1640.26.....	262	296	
1640.27.....	275	309	
1640.28.....	287	321	
1640/1608.30.....	300	334	
1640.31.....	312	346	
1640.32.....	325	359	
1640.33.....	337	371	
1640/1608.35.....	350	384	
1640.36.....	362	396	
1640.37.....	375	409	
1640.38.....	387	421	
1640/1608.40.....	400	434	
1640.41.....	412	446	
1640.42.....	425	459	
1640.43.....	437	471	
1640.45.....	450	484	
1640.46.....	462	496	
1640.47.....	475	509	
1640.48.....	487	521	
1640.50.....	500	534	
1640.51.....	512	546	
1640.52.....	525	559	
1640.53.....	537	571	
1640.55.....	550	584	
1640.60.....	600	634	

Radii for all widths!

*not available for R1608

Part No. structure

1640. 30. 300. 0

Black = standard color, other colors
▶ page 5.65

Bending radius

Width-index

Series



Order example 2,0 m complete E-Chain®

(indicate chain-lengths or number of links)

2,0 m (14 links) Series 1640.30.300.0

+ 2 separators 6411 assembled every 2nd link

+ 1 set mounting brackets 16000.1.12

Supplement Part No. with required radius. Example: 1640.30. 300] .0

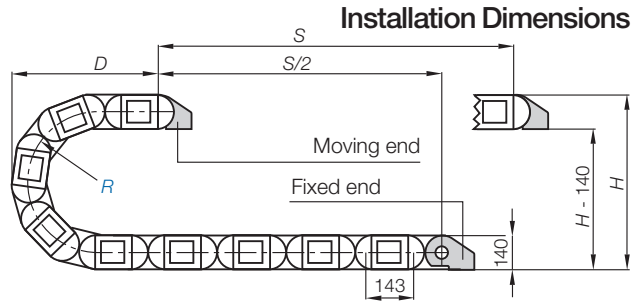
Bending radii listed above can be combined with every chain width!



Pitch = 143 mm Links per m = 7 Chain length = $S/2 + K$

R	200	250	300	350	400	450	500	550	600
H	545	645	747	845	945	1045	1145	1245	1345
D	415	465	515	565	615	665	715	765	815
K	920	1080	1240	1400	1560	1720	1870	2020	2175

The required clearance height is $H_f = H + 100$ mm (with 5,0 kg/m fill weight). Please consult igus® if space is particularly restricted.



112

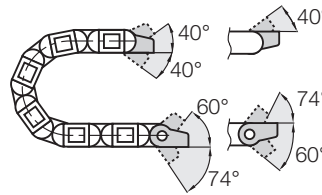
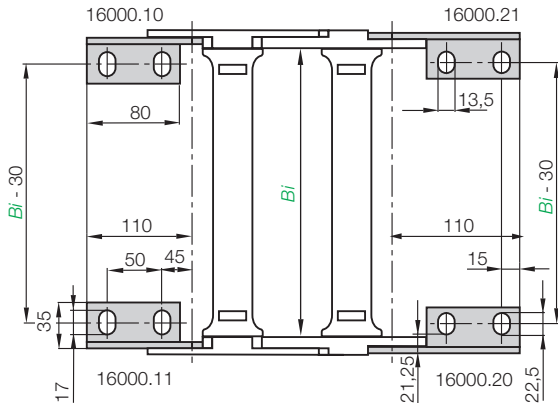
System E4.1
Inner height: 112 mm

Moving end
16000.2


Fixed end
16000.1

Moving end
16000.2

Mounting Brackets



Fixed end
16000.1



Mounting bracket made of steel, 2-piece, pivoting

Note mounting brackets:

Depending on the E-Chain® length, the carrier will end with outer or inner side links. For the best appearance, make sure the chain ends with outer side link whenever possible. An odd number of links will always end with outer side links.

Part No.	Mounting bracket
16000.1.12	Full attachment set (both sides) for E-Chain®, ending with outer side link
16000.3.12	Full attachment set (both sides) for E-Chain®, beginning with outer side link (moving end), ending with inner side link (fixed end)
16000.2	Mounting bracket set moving end (one side) for outer side link
16000.1	Mounting bracket set fixed end (one side) for inner side link



Interior Separation
▶ next page



This E4 Series is a low-noise version



Extender cross-bars available



SnapClip for side-mounted E-Chains®

Additional Features

For more features
▶ see link below



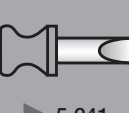
▶ 5.306



▶ 5.526

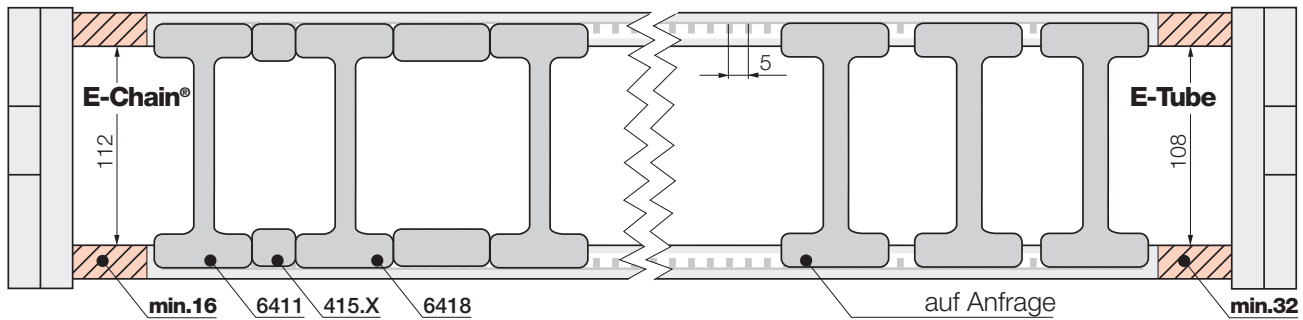


▶ 5.494



▶ 5.241

Option 1 | Separators and spacers* (*side-mounted applications)



Note: Please observe a lateral spacing to the sidelinks! **E-Tube: 32 mm | E-Chain®: 16 mm**
In the standard configuration separators are assembled every 2nd E-Chain® link !

<p>Standard</p>		<p>Separator for E-Chains®</p> <p>unassembled 6401 assembled 6411</p>
		<p>Locking separator for E-Chains®</p> <p>unassembled 6408 assembled 6418</p>
		<p>Spacer* for E-Chains®</p> <p>unassembled 405.XX assembled 415.XX</p>

Separator 6401 (E-Chains® only)

For a vertical subdividing. Offers safe stability due to its wide foot design, also when used with thick cables or hoses (Separator for E-Tubes 1608 upon request).

Locking separator 6408 (E-Chains® only)

For applications exposed to very high humidity (> 85%). Locks with extra retention force. Tip: one locking separator per E-Chain® link for better mounting.

Spacer* 405.XX (E-Chains® only)

Separators can be fixed in position by spacers. Separators can be fixed in position by spacers. The available interior height is reduced by 2 mm per spacer (4 mm when spacers are fitted on both sides). To avoid this, the parts can also be installed from the outside on the opening crossbar. (not for long travel applications). **XX = width of the spacer** (please choose between 10, 15, 20, 30, 40 mm).

Additional elements for interior separation

		<p>Rollclip for E-Chains®</p> <p>unassembled 489.27 assembled 490.27</p>
--	--	---------------------------------------------------------------------------------------------------

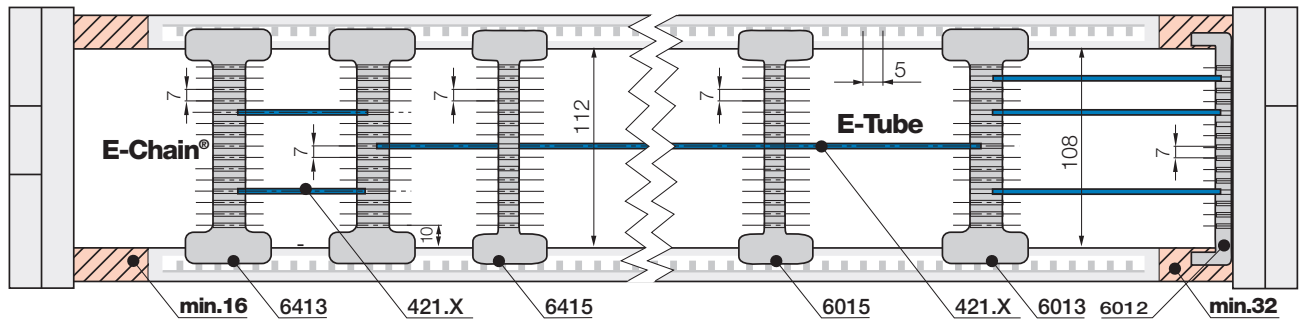
Rollclip

Minimizes abrasion of particularly sensitive hoses - simply clamped onto the opening crossbar. The movable rollers compensate for relative movement between the E-Chain® and hose.



E4.1 | Series 1640-1608 | Interior separation

Option 2 | Shelves



Note: Please observe a lateral spacing to the sidelinks! **E-Tube: 32 mm** | **E-Chain®: 16 mm**
In the standard configuration separators are assembled every 2nd E-Chain® link !

		Open slotted separator for E-Chains® unassembled 6405 assembled 6415
		Open slotted separator for E-Tubes unassembled 6005 assembled 6005
		Middle plate for E-Chains® unassembled 6403 assembled 6413
		Middle plate for E-Tubes unassembled 6003 assembled 6013
		Side plate for E-Chains®/E-Tubes unassembled 6002 assembled 6012
		Shelf 420.X unassembled 420.X assembled 421.X

Open, slotted separator 6405 (unilateral open)

Fast assembly - can be retrofitted into an existing interior separation system without a need for dismantling the interior separators. During an installation of open slotted separators, the top and bottom notches cannot be occupied by shelves. E-Chains® only!

Open, slotted separator 6005 (E-Tubes only, unilateral open)

Works like open, slotted separator 6405 on E-Tube 1608

Middle plate 6403 (E-Chains® only)

To achieve a modular shelving shelf 420.X can be arranged at 15 different heights (in 7 mm increments).

Middle plate 6003 (E-Tubes only)

Works like middle plate 6403 on E-Tube 1608

Side plate 6002 (E-Chains®/E-Tubes)

Works like middle plate.
Allows modular shelving close to the side links.

Shelf 420.X

For horizontal separation. Shelves of various widths can be arranged at 15 different heights (in 7 mm increments). - see table below.

Width X [mm]	unassembled	assembled	Width X [mm]	unassembled	assembled	Width X [mm]	unassembled	assembled	Width X [mm]	unassembled	assembled
018	420.18	421.18	033	420.33	421.33	075	420.75	421.75	150	420.150	421.150
023	420.23	421.23	043	420.43	421.43	088	420.88	421.88	175	420.175	421.175
025	420.25	421.25	050	420.50	421.50	100	420.100	421.100	187	420.187	421.187
028	420.28	421.28	062	420.62	421.62	125	420.125	421.125	200	420.200	421.200

