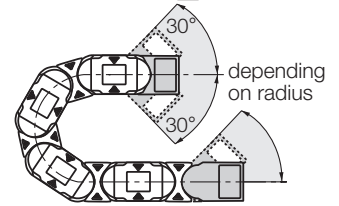


The Standard - Option KMA* - pivoting

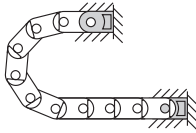
- Recommended for unsupported and gliding applications
- Universal mountable with attachment capability on all sides
- Bolted connection outside of chain cross-section
- Confined installation conditions
- Corrosion resistant

*KMA = Polymer Metal Mounting Bracket

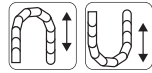
Moving end
E4.280/R4.280...□.2



Fixed end
E4.280/R4.280...□.1



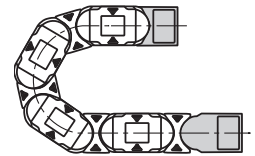
The attachment variants arising automatically by the choice of the KMA mounting bracket



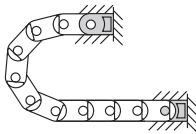
Option KMA - locking

- Recommended for vertical hanging / standing applications
- Additionally:**
- Universal mountable
 - Corrosion resistant
 - Locked connections
 - At very high acceleration

Moving end
E4.281/R4.281...□.2



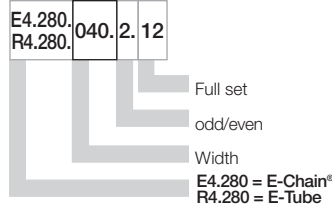
Fixed end
E4.281/R4.281...□.1



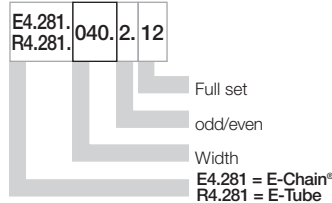
The attachment variants arising automatically by the choice of the KMA mounting bracket

Dimensions and order configurations

Part No. structure (pivoting)

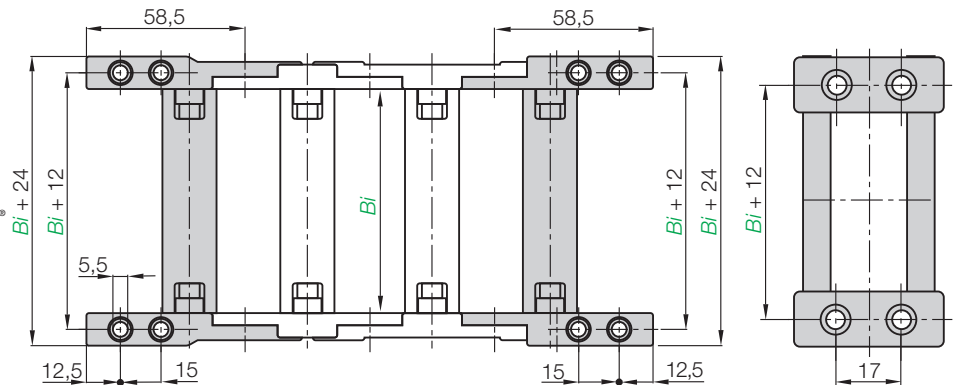


Part No. structure (locking)



Fixed end
E4.280/R4.280apivoting)
E4.281/R4.281...□.1 (locking)

Moving end
(pivoting) E4.280/R4.280...□.2
(locking) E4.281/R4.281...□.2



Width index	Part No. full set pivoting	Part No. full set locking	Bi [mm]	Width index	Part No. full set pivoting	Part No. full set locking	Bi [mm]
.040.	E4.280	E4.281 .040.□.12	40	.150.	E4./R4.280	E4./R4.281 .150.□.12	150
.050.	E4./R4.280	E4./R4.281 .050.□.12	50	.175.	E4./R4.280	E4./R4.281 .175.□.12	175
.062.	E4.280	E4.281 .062.□.12	62	.200.	E4./R4.280	E4./R4.281 .200.□.12	200
.070.	E4.280	E4.281 .070.□.12	70	.225.	E4./R4.280	E4./R4.281 .225.□.12	225
.075.	E4./R4.280	E4./R4.281 .075.□.12	75	.250.	E4./R4.280	E4./R4.281 .250.□.12	250
.087.	E4.280	E4.281 .087.□.12	87	.275.	E4.280	E4.281 .275.□.12	275
.100.	E4./R4.280	E4./R4.281 .100.□.12	100	.300.	E4./R4.280	E4./R4.281 .300.□.12	300
.125.	E4./R4.280	E4./R4.281 .125.□.12	125				

Please insert **1** for odd number of links or **2** for even number of links

Full set, for both ends:

E4.280,040, 2, 12 (even)

Single-part order:

E4.280,040, 2, 2 (even)

Mounting bracket **moving end**

E4.280,040, 2, 1 (even)

Mounting bracket **fixed end**

E4.1 | Series E4.28 | Accessories | Strain Relief



Strain relief tie-wrap plate Part No. 2050.Z can be fixed on the last crossbar.

Part. No.	Width [mm]	Number of teeth
2050.Z	60	6

