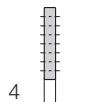


For use with many cables of differing diameters. E-Chains® and E-Tubes can be subdivided both vertically and horizontally. The shelves can be arranged elevator-shifted with different bottoms

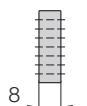
Option 2: Shelves

● Side plates 402, middle plates 403 and shelves 420.X form the basic pattern of a shelf system. Shelves of various widths can be arranged at 7 different heights (in 7 mm increments).



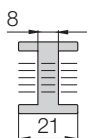
Side plate for E-Chains®/E-Tubes	
unassembled	402
assembled	412

● Locking vertical separator 410, slotted combined with shelves (only for E-Chains®).



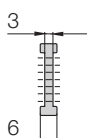
Middle plate for E-Chains®/E-Tubes	
unassembled	403
assembled	413

● Slotted separators 408 are used for very fine subdivisions. However, they cannot be retrofitted into an existing separation system without dismantling the interior separators first.

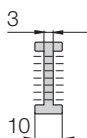


Locking vertical separator for E-Chains®	
unassembled	410
assembled	420

● The unilateral open slotted separator 409 can be retrofitted into an existing interior separation system without a need for dismantling the interior separators. During an installation of open slotted separators, the top and bottom notches cannot be occupied by shelves.



Slotted separator for E-Chains®/E-Tubes	
unassembled	408
assembled	418



Open slotted separator for E-Chains®/E-Tubes	
unassembled	409
assembled	419



Side plate 402



Middle plate 403



Locking vertical separator 410




Slotted separator 408



Open slotted separator 409



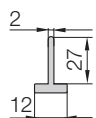
Shelf 420.X



Width X [mm]	Part No. unassembled	Part No. assembled
018	420.18	421.18
023	420.23	421.23
025	420.25	421.25
028	420.28	421.28
033	420.33	421.33
043	420.43	421.43
050	420.50	421.50
062	420.62	421.62

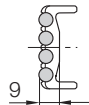
Width X [mm]	Part No. unassembled	Part No. assembled
075	420.75	421.75
088	420.88	421.88
100	420.100	421.100
125	420.125	421.125
150	420.150	421.150
175	420.175	421.175
187	420.187	421.187
200	420.200	421.200

Additional elements for interior separation



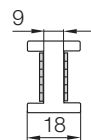
Center crossbar	
unassembled	405
assembled	415

Center crossbar - was developed for applications with a large number of thin cables. The center crossbar offers the option of subdividing the E-Chain® independently into upper and lower halves.



Rollclip	
unassembled	489.27
assembled	490.27

Rollclip - minimizes abrasion of particularly sensitive hoses. The Rollclip is simply clamped onto the opening crossbar. The movable rollers compensate for relative movement between the chain and hose.



Roller separator	
unassembled	429
assembled	430

Roller separator - performs a similar function to the Rollclip, but doubles as a separator.

System E4/4
Inner height: 56 mm

Phone +49- (0) 22 03-96 49-800
Fax +49- (0) 22 03-96 49-222

