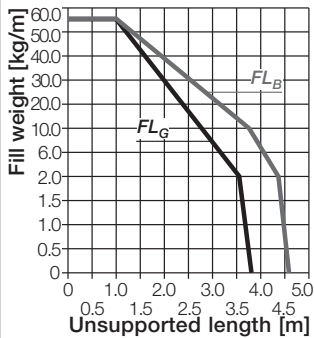


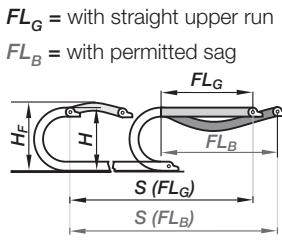
- ❶ Crossbars are removable along both radii
- ❷ Wide, rounded plastic crossbars - cable friendly
- ❸ Lateral glide surfaces for side-mounted operation
- ❹ Closed and open styles can be combined
- ❺ Integrated strain relief possible
- ❻ Locking and pivoting KMA mounting brackets with attachment points on all sides available
- ❼ For a quicker cable insertion - split separator T803
- ❽ Stronger version with undercut design
- ❾ Crossbar for faster assembly/disassembly - 450.X.Q

Phone +49- (0) 22 03-96 49-800
Fax +49- (0) 22 03-96 49-222

igus® GmbH
51147 Cologne



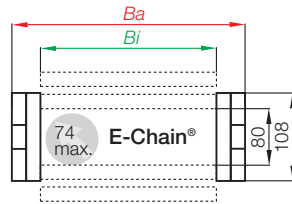
Length of travel S [m]
0 2 4 6 8 10



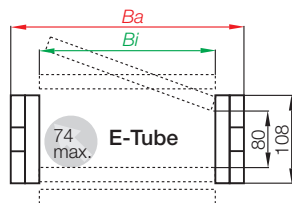

Series 15050 with crossbars every link



Series 15150 with crossbars every other link



Series 19850 E-Tube - fully enclosed



Part No.	Bi [mm]	Ba [mm]	R [mm]	Bending Radii
15050/15150.05.	050	080	150**	200 250
15050/15150.06.	065	095	300	350 400
15050/15150/19850.07.	075	105	500	600
15050/15150.08.	087	117	Radii for all widths!	
15050/15150/19850.10.	100	130	** not available for R19850	
15050/15150.11.	112	143	* Removable lid only, no hinged option	
15050/15150/19850.12.	125	155		
15050/15150.13.	137	168		
15050/15150/19850.15.	150	180		
15050/15150.16.	162	193		
15050/15150/19850.17.	175	205		
15050/15150.18.	187	218		
15050/15150/19850.20.	200	230		
15050/15150.21.	212	243		
15050/15150.22.	225	255		
15050/15150.23.	237	268		
15050/15150/19850.25.	250	280		
15050/15150.26.	262	293		
15050/15150/19850.27.	275	305		
15050/15150.28.	287	318		
15050/15150/19850.30.	300	330		
15050/15150.31.	312	343		
15050/15150.32.	325	355		
15050/15150.33.	337	368		
15050/15150/19850.35.	350	380		
15050/15150.36.	362	393		
15050/15150.37.	375	405		
15050/15150.38.	387	418		
15050/15150/19850.40.	400	430		
15050/15150.41.	412	443		
15050/15150.42.	425	455		
15050/15150.43.	437	468		
15050/15150.45.	450	480		
15050/15150/19850.46.	462	493		
15050/15150.47.	475	505		
15050/15150.48.	487	518		
15050/15150.50.	500	530		
15050/15150.51.	512	543		
15050/15150.52.	525	555		
15050/15150.53.	537	568		
15050/15150.55.	550	580		
15050/15150.60.	600	630		

Supplement Part No. with required radius. Example: 15050.30.300.0
Bending radii listed above can be combined with every chain width!

Part No. structure

15050.	30.	300.	0
--------	-----	------	---

Black = standard color, other colors
▶ page 5.65

Bending radius
Width-index
Series

Order example 5,0 m complete E-Chain®
(indicate chain-lengths or number of links)

5,0 m (55 links) Series 15050.30.300.0
+ 2 separators 80.1.1 assembled every 2nd link
+ 1 set KMA mounting brackets 150500.30.12.C
(with integrated C-profile)