



System accessories Page 184 SE 8 stainless steel Page 185

Free-standing enclosure system based on the TS 8 platform. System accessories for TS 8 interior installation can be used without restriction.

Material and surface finish:

- Enclosure: Sheet steel, 1.5 mm, dipcoat-primed, powder-coated on the outside, textured paint
- Door: Sheet steel, 2 mm, dipcoat-primed, powder-coated on the outside, textured paint
- Rear panel: Sheet steel, 1.5 mm, dipcoat-primed, powder-coated on the outside, textured paint

- Mounting plate: Sheet steel, 3 mm, zinc-plated
- Gland plates: Sheet steel, 1.5 mm, zinc-plated

Colour:

- RAL 7035

Protection category IP to IEC 60 529:

- IP 55

Protection category NEMA:

- NEMA 12

Supply includes:

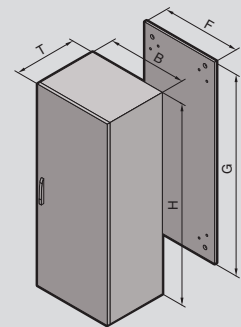
- Enclosure, solid top and sides
- Door(s)
- R/h door hinge with single-door enclosures, may be swapped to opposite side
- Mounting plate
- Gland plates
- Rear panel, detachable
- Lock: 3 mm double-bit

Approvals:

- UL
- cUL

Technical details:

Available on the Internet



Width 600 – 800 mm

Width (B) mm	Packs of	600	800	800	800	800	Page
Height (H) mm		1800	1800	2000	2000	2000	
Depth (T) mm		400	400	400	500	600	
Mounting plate width (F) mm		499	699	699	699	699	
Mounting plate height (G) mm		1696	1696	1896	1896	1896	
Model No.	1 pc(s).	5830.500	5831.500	5832.500	5833.500	5834.500	
Door(s)		1	1	1	1	1	
	Rear panel, one-piece	■	■	■	■	■	
Weight kg		99.0	118.0	131.0	134.0	142.0	

Accessories

Base/plinth		from page	from page	from page	from page	from page	510
Levelling feet	4 pc(s).	4612.000	4612.000	4612.000	4612.000	4612.000	520
Eyebolts	4 pc(s).	4568.000	4568.000	4568.000	4568.000	4568.000	586
Rail systems		from page	from page	from page	from page	from page	605
TS punched section with mounting flange, 23 x 73 mm	4 pc(s).	8612.560	8612.580	8612.580	8612.550	8612.560	607
Cable entry plates	2 pc(s).	8800.060	8800.080	8800.080	8800.080	8800.080	650
Section for cable entry, rear	1 set(s)	8802.065	8802.085	8802.085	8802.085	8802.085	652
Cable clamp rails	2 pc(s).	4191.000	4192.000	4192.000	4192.000	4192.000	665
C rails 30/15	6 pc(s).	4944.000	4945.000	4945.000	4945.000	4945.000	612
Sheet steel wiring plan pockets		see page	see page	see page	see page	see page	578
180° hinges		see page	see page	see page	see page	see page	574
System lights		from page	from page	from page	from page	from page	634
Earth straps		see page	see page	see page	see page	see page	644
TS punched section without mounting flange, 45 x 88 mm	2 pc(s).	8612.660	8612.680	8612.680	see page	see page	608
TS punched rail 25 x 38 mm	2 pc(s).	8612.760	8612.780	8612.780	see page	see page	608
TS punched rail 18 x 38 mm		see page	see page	see page	see page	see page	609
Door stay for escape routes	1 pc(s).	4583.500	4583.500	4583.500	4583.500	4583.500	578
Lock systems		from page	from page	from page	from page	from page	561

System enclosures SE 8


Width 1000 – 1800 mm


Width (B) mm	Packs of	1000	1200	1200	1200	1200	1600	1800	Page
Height (H) mm		1800	1800	2000	2000	2000	1800	2000	
Depth (T) mm		400	400	400	500	600	400	500	
Mounting plate width (F) mm		899	1099	1099	1099	1099	1499	1699	
Mounting plate height (G) mm		1696	1696	1896	1896	1896	1696	1896	
Model No.	1 pc(s).	5840.500	5841.500	5843.500	5844.500	5845.500	5842.500	5846.500	
Door(s)		2	2	2	2	2	2	2	
	Rear panel, one-piece	■	■	■	■	■	–	–	
	Rear panel, two-piece	–	–	–	–	–	■	■	
Weight kg		145.0	175.0	193.0	195.0	210.0	222.0	273.0	

Accessories

Base/plinth		from page	from page	from page	from page	from page	from page	from page	510
Levelling feet	4 pc(s).	4612.000	4612.000	4612.000	4612.000	4612.000	4612.000	4612.000	520
Eyebolts	4 pc(s).	4568.000	4568.000	4568.000	4568.000	4568.000	4568.000	4568.000	586
Rail systems		from page	from page	from page	from page	from page	from page	from page	605
TS punched section with mounting flange, 23 x 73 mm	4 pc(s).	8612.500	8612.520	8612.520	see page	see page	–	8612.550	607
Cable entry plates	4 pc(s).	8800.100	8800.120	8800.120	8800.120	8800.120	–	–	650
Section for cable entry, rear	2 set(s)	8802.105	8802.125	8802.125	8802.125	8802.125	8802.165	–	652
Cable clamp rails	2 pc(s).	4336.000	4196.000	4196.000	4196.000	4196.000	4338.000	4339.000	665
C rails 30/15	6 pc(s).	4946.000	4947.000	4947.000	4947.000	4947.000	–	–	612
Sheet steel wiring plan pockets	1 pc(s).	see page	see page	see page	see page	see page	see page	4123.000	578
180° hinges		see page	see page	see page	see page	see page	see page	see page	574
System lights		from page	from page	from page	from page	from page	from page	from page	634
Earth straps		see page	see page	see page	see page	see page	see page	see page	644
TS punched section without mounting flange, 45 x 88 mm	2 pc(s).	–	–	–	8612.650	8612.660	–	8612.650	608
TS punched rail 25 x 38 mm	2 pc(s).	–	–	–	8612.750	8612.760	–	8612.750	608
TS punched rail 18 x 38 mm	4 pc(s).	8612.240	8612.240	8612.240	8612.250	8612.260	8612.240	8612.250	609
Door stay for escape routes	1 pc(s).	4583.500	4583.500	4583.500	4583.500	4583.500	4583.500	4583.500	578
Lock systems		from page	from page	from page	from page	from page	from page	from page	561

New





Perforex

see page 488