

RiLine accessories

Contact hazard protection

System components

Detailed drawings:

Available on the Internet.

Material:

- Thermally modified hard PVC
- Fire protection corresponding to UL 94-V0

Colour:

RAL 7035

For RiLine60 busbar systems			3-pole			4-pole		
			Flat bars	PLS 800	PLS 1600	Flat bars	30 x 10 PLUS	PLS 1600 PLUS
1 Base tray								
Length (L) mm	Packs of	Approvals	Model No. SV			Model No. SV		
500	2	UL	9340.100	9341.100	9342.100	–	–	–
700	2	UL	9340.110	9341.110	9342.110	–	–	–
900	2	UL	9340.120	9341.120	9342.120	–	–	–
1100	2	UL	9340.130	9341.130	9342.130	9340.134	9342.134	9342.134
2400	1	–	9340.170	9341.170	9342.170	–	–	–
1 Base tray infill								
100	2	UL	9340.140	9341.140	9342.140	–	–	–
2 Cover section								
700	2	UL	9340.200	9340.200	9340.200	–	–	–
1100	2	UL	9340.210	9340.210	9340.210	9340.214	9340.214	9340.214

1 Base tray

For rear contact hazard protection of the flat bar assembly.

1 Base tray infill




For rear contact hazard protection when connecting the busbars from enclosure to enclosure.

Supply includes:
Assembly parts.

2 Cover section

May be cut to length as required; for clip-on mounting to the base tray.

Note:
If the cover section is loaded from the front, the support panel is needed for stability.



Support panel

for cover section

To prevent side access to the cover section. The support panel also provides additional stability. Recommended mounting distance ≤ 500 mm.

Material:

- Polyamide (PA 6.6).
- Fire protection corresponding to UL 94-V0

Colour:

RAL 7035

For system assembly	Approvals	Packs of	Model No. SV
3-pole	UL	5	9340.220
4-pole	UL	5	9340.224

Detailed drawings:

Available on the Internet.



Cross member

for RiLine60 busbar connections, 3-pole

To comply with the clearances required for "feeder circuits" under UL 508. For flat bar systems with 60 mm bar centre distance and PLS 800/1600.

Material:

- Polyamide (PA 6.6).
- Fire protection corresponding to UL 94-V0

Colour:

RAL 7035

Supply includes:

2 pieces for one busbar connection

Length mm	Approvals	Packs of	Model No. SV
160	UL	2	9340.230

! Also required:

Support panel SV 9340.220 (2 pieces), see page 315.

Detailed drawings:

Available on the Internet.

