

3

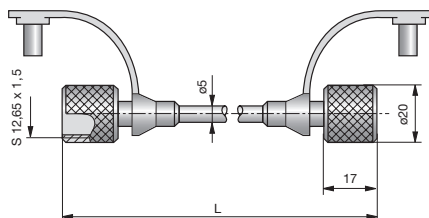
### Verbindungsschläuche



**SN2952-**



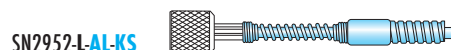
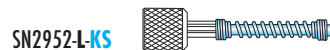
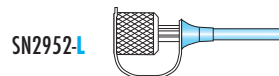
### Connecting tubes



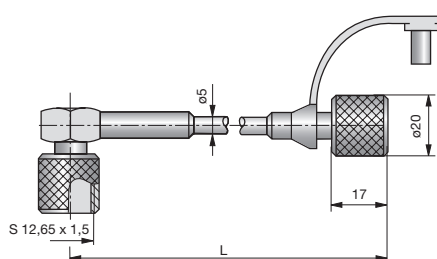
L	L	L	L
200	500	1000	2000
300	630	1200	2500
400	800	1500	3000

Mindestbiegeradius / Minimum bending radius / Rayon de courbure minimal = 20 mm

### Tuyaux de connexion

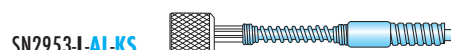
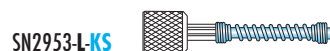
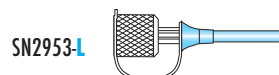


**SN2953-**

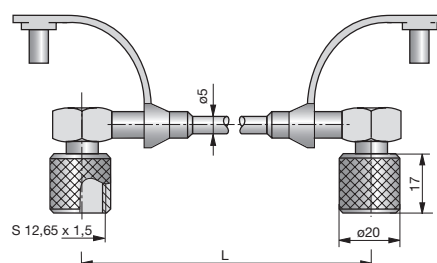


L	L	L	L
200	500	1000	2000
300	630	1200	2500
400	800	1500	3000

Mindestbiegeradius / Minimum bending radius / Rayon de courbure minimal = 20 mm



**SN2954-**



L	L	L	L
200	500	1000	2000
300	630	1200	2500
400	800	1500	3000

Mindestbiegeradius / Minimum bending radius / Rayon de courbure minimal = 20 mm

